

# CARRIER SLIDING DOOR DBL RAIL

The Carrier sliding door with the double rail can be built with our mesh or polycarbonate panels to fit your chosen machine guard system. The door is built using the standard panel height of 2,050 mm by combining standard panels in the same size.

The two door blades runs separately in the aluminum rail at the top, and hook into each other when opened. The panels and posts together with the top rail and door kit are supplied separately for assembly on site. Choose either the 60x40 mm or 80x80 mm posts for your solution.

Depending on the risk assessment, you choose the preferred lock for your door; Cylinder Lock or the Troax Safe Lock or any other type of handle solution with or without a safety switch.


Standard opening width is approximately 980 mm-2,980 mm.




## FACTS

ART. NO	COMPONENTS	
36905600	Kit 5600 Carrier	Doublerrail

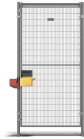
# ACCESSORIES



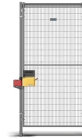
SAFE LOCK PLD



SAFE LOCK PLE



SAFE LOCK PLD GL



SAFE LOCK PLE GL



EURO CYLINDER  
LOCK

---


# COMBINE WITH



POST 60X40



POST 80X80



PANEL ST20



PANEL ST30



CARRIER SLIDING DOOR DBL RAIL

MACHINE GUARD  
WAREHOUSE PARTITIONING

# IMAGES

