

# FOLDING DOOR

The folding door is a very versatile door that takes up little space in an open position but still creates a large opening space with clear access in height.

The folding door is limited to the ST30 mesh panels and a height of 2,050 mm. The width is created using a combination of three panel sizes ranging from 700 mm up to 1,500mm joined together.

The door is based on the 60x40 posts or can be built with the 80x80 post for more stability. The folding door is supplied with panels, posts, and door kit for assembly on site.

Depending on the risk assessment, you choose the preferred lock for your door. The folding door can be equipped with the Troax Safe Lock or any other type of handle solution with or without a safety switch included.


The standard opening width is approximately 2,100 - 4,500 mm.




## FACTS

ART. NO	COMPONENTS
36905330	Kit Folding Door
36905550	Kit 5550 Folding door ES

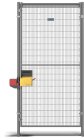
# ACCESSORIES



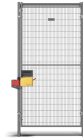
SAFE LOCK PLD



SAFE LOCK PLE



SAFE LOCK PLD GL



SAFE LOCK PLE GL

---


# COMBINE WITH



POST 60X40



POST 80X80



PANEL ST30

# IMAGES

