

TELESCOPIC SINGLE SLIDING DOOR

The single telescopic sliding door can be built with our mesh and polycarbonate panels to fit your chosen machine guard system. Use the standard panel height 2,050 mm in up to 6 widths. You can also combine the standard panels or order special width panels to create the required door blade size.

The sliding doors are supplied with posts, panels, and door kit for assembly on site.

Two telescopic rails, one at the top and one at the bottom of the door blade increases the stability. As there is no rail at the top or bottom of the door, you get a door opening with free access in height.

Depending on the risk assessment, you choose the preferred lock for your door; magnetic, Euro cylinder, Safe Lock or any other type of handle solution with or without a safety switch included.


The standard opening width is approximately 800-1,500 mm.




FACTS

ART. NO	COMPONENTS
36906255	Kit 6255 Singel Telescopic

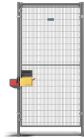
ACCESSORIES



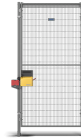
SAFE LOCK PLD




SAFE LOCK PLE



SAFE LOCK PLD GL



SAFE LOCK PLE GL



EURO CYLINDER
LOCK


COMBINE WITH



POST 60X40



POST 80X80



PANEL ST30



PANEL ST PC



IMAGES

