

# RAPID FIX

The Rapid Fix system consists of an upper and a lower bracket, that is fixed to the 60x40 post. The panel bolt-fixings can be quickly mounted to the panel and then remain fastened to the panel until removed.

The panel bolt fixings then slide into the lower brackets on the posts and pushed into the upper bracket, where it's fixed securely with a click. The upper bracket has a unique locking mechanism that snaps the panel into the correct position.

To remove the panels from the bracket, a Torx with a pin is used to release the lock from the inside of the fence.

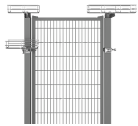
The Rapid Fix system meets the requirements of the Machinery Directive and all components are held captive in the guard even when the system is disassembled. The system is tested to withstand an impact of 1600 joules.



## FACTS

ART. NO	COMPONENTS
36701060	Kit Rapid Fix bracket
36701070	Kit Rapid Fix bracket Rt
36701080	Kit Rapid Fix bracket Lt

# ACCESSORIES



WIRE TRAY SYSTEM




KICKPLATE

---


# COMBINE WITH



POST 60X40



PANEL ST20



PANEL ST30



SMART FIX



PANEL ST PC

# IMAGES

