

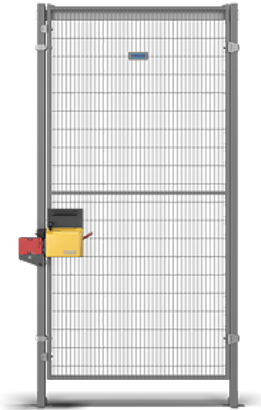
SAFE LOCK PLe GL

The Safe Lock is Troax own designed lock that is fitted with two bolts directly on the panels which makes it fast and easy to install. It's equipped with the chosen safety switch actuator and fixings for the safety switch included. The door is held closed with a strong metal bolt and the Safe Lock is impact tested to withstand an impact of 1,600 joules.

The escape release handle is designed to fit between the mesh apertures avoiding the need to cut any wires. A blind rivet can be added to fix the lock to the door blade to prevent tampering. When the door is in an open position, a padlock can be fixed to secure the lock and prevent the door from being closed during maintenance.

The Safe Lock with Performance Level e GL - Guard Locked - is suitable for medium, high to very high-risk applications. The safety switch locks the actuator until the machine is in a safe state for the door to be opened. The result of your risk assessment will determine the required performance level required for your safety control system.

The Safe Lock PLd can be equipped with the following safety switches; Guardmaster TLS-Z GD2, Euchner CTP .



FACTS

ART. NO	COMPONENTS
29920000	Safe Lock MGB (115355)
29920000	Safe Lock MGB (115355)
29931041	Safe Lock GMS PLe GL R TLSZ-GD2
29931042	Safe Lock GMS PLe GL L TLSZ-GD2
29933041	Safe Lock EUN PLe GL R CTP
29933042	Safe Lock EUN PLe GL L CTP
78006034	Safe Lock Guardm PLe R WOS
78006035	Safe Lock Guardm PLe GL LWOS

ACCESSORIES




SAFETY SWITCHES-
NON CONTACT



SAFETY SWITCHES

COMBINE WITH




SINGLE HINGED
DOOR



SINGLE SLIDING
DOOR



DOUBLE HINGED
DOOR



FOLDING DOOR



TELESCOPIC
HINGED DOOR

IMAGES

