

SINGLE SLIDING DOOR

The single sliding door can be built from our mesh, polycarbonate or steel sheet panels to fit your chosen machine guard system. Use the standard panel heights 2,050 mm in up to 6 widths. You can also combine the standard panels or order special width panels to create the required door blade size.

The sliding doors are supplied with posts, panels, and door kit for assembly on site.

The door is built with an aluminum rail at the top where the runners move the door blade panel inside a single track. A guide rail at the bottom keeps the door blade in its position, making the sliding door very stable.

Depending on the risk assessment, you choose the preferred lock for your door; magnetic, Euro cylinder, Safe Lock or any other type of handle solution with or without a safety switch included.

The standard opening width is approximately 700-1,500 mm.



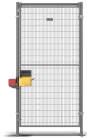
FACTS

ART. NO	COMPONENTS
36905520	Kit 5520 Sliding door without lock
36905560	Kit 5560 Sliding door no lock ES
36908220	Kit 8220 Sliding door 80x80

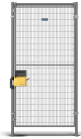
ACCESSORIES



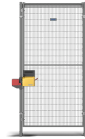
SMART POST




SAFE LOCK PLD



SAFE LOCK PLE



SAFE LOCK PLD GL



SAFE LOCK PLE GL


COMBINE WITH



POST 60X40




POST 80X80



PANEL ST20



PANEL ST30



PANEL FULL STEEL



SINGLE SLIDING DOOR

MACHINE GUARD

IMAGES

