


DOUBLE HINGED DOOR

Our Partitioning double hinged doors are available both with our door leaf panels or made from our wall panels. Standard door widths with door leaf panels are from 980+980 mm to 2940+2940 mm and standard door widths with wall panels are from 800+800 mm to 3000+3000 mm. Opening heights are from 2200 mm to 4400 mm.

Lock options are padlock, euro cylinder and assa cylinder.




FACTS

ART. NO	COMPONENTS
36800100	Kit 300 UXP swing door
36800240	Kit 405 UX swingdoor Acc.double swingdoor
36907730	Kit 7730 MHL UX EC Hinged door
36907740	Kit 7740 MHL UX AC L Hinged door
36907750	Kit 7750 MHL UX AC R Hinged door
36907760	Kit 7760 MHL UX EC Hinge d. Schänis

ACCESSORIES



DOOR CLOSER
PARTITIONING



ESPAGNOLETTE



SECURE FASTENERS


COMBINE WITH



POST 60X40 WP



POST 80X80 WP



PANEL UX450
PARTITIONING
SYSTEM



PANEL UR350
PARTITIONING
SYSTEM



PANEL UR325
PARTITIONING
SYSTEM

IMAGES

