

STRONG FIX

Strong Fix is a robust and durable machine guard based on heavier 80x80 posts together with a strong bracket. The pre-galvanized bracket has good corrosion protection and the fixings are easily moved up and down to adjust for tunnels and cut-outs. This Strong Fix system is the best alternative for harsh environments or when there is a high risk of impacts.

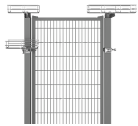
Together with our ST30 mesh panels, the Strong Fix system is tested to withstand an impact of 6,000 joules. For an even stronger solution, use larger expander bolts and double mounted ST20 panels, tested with impact up to 8,180 joules.




FACTS

ART. NO	COMPONENTS
36700098	Kit Bracket Strong Fix

ACCESSORIES



WIRE TRAY SYSTEM



EXTENSION
BRACKET




KICKPLATE


COMBINE WITH



POST 80X80
OPTIMIZED



PANEL ST20



PANEL ST30

IMAGES

