


PANEL ST30

The ST30 panel is a robust machine guard panel with a 30 x 20 mm frame. All horizontal wires are welded into the frame and the vertical wires are welded to the crossing tubes, creating a stable, strong and impact resistant panel. The ST30 panel is tested to withstand an impact of 6000 joules together with our Strong Fix system. The narrow mesh size allows a safety distance of 120 mm from the hazard. Standard panels are available in 8 widths, from 200 mm to 1500 mm to fit system heights of either 1400 mm, 2200 mm or 2500 mm. TROAX's grey standard colour provides the best visibility throughout the hazard zone, but panels can be supplied in any colour of your choice.



FACTS

ART. NO	COMPONENTS	HEIGHT (mm)	WIDTH (mm)	MESH SIZE (mm)	FRAME (mm)
30020601	Panel ST30 2050x200	2050	200	20x100	30x20
30020621	Panel ST30 1250x200	1250	200	20x100	30x20
30030601	Panel ST30 2050x300	2050	300	20x100	30x20
30030621	Panel ST30 1250x300	1250	300	20x100	30x20
30050601	Panel ST30 2050x500	2050	500	20x100	30x20
30050621	Panel ST30 1250x500	1250	500	20x100	30x20
30070601	Panel ST30 2050x700	2050	700	20x100	30x20
30070621	Panel ST30 1250x700	1250	700	20x100	30x20
30080601	Panel ST30 2050x800	2050	800	20x100	30x20
30080621	Panel ST30 1250x800	1250	800	20x100	30x20
30080641	Panel ST30 2350x800	2350	800	20x100	30x20
30100601	Panel ST30 2050x1000	2050	1000	20x100	30x20
30100621	Panel ST30 1250x1000	1250	1000	20x100	30x20
30100641	Panel ST30 2350x1000	2350	1000	20x100	30x20
30120601	Panel ST30 2050x1200	2050	1200	20x100	30x20



ART. NO	COMPONENTS	HEIGHT (mm)	WIDTH (mm)	MESH SIZE (mm)	FRAME (mm)
30120621	Panel ST30 1250x1200	1250	1200	20x100	30x20
30120641	Panel ST30 2350X1200	2350	1200	20x100	30x20
30150601	Panel ST30 2050x1500	2050	1500	20x100	30x20
30150621	Panel ST30 1250x1500	1250	1500	20x100	30x20
30150641	Panel ST30 2350X1500	2350	1500	20x100	30x20

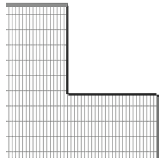
Finish on panels, posts and powder coated accessories has the last figure variants in **ART. NO.**

"1" = RAL 7037 Dusty Grey; "2" RAL 1018 Zink Yellow; "5" All other RAL colours or cut/welded; "6" RAL 9005 Jet Black, "8" Hot dip galvanized

ACCESSORIES




CUT PROFILES



EDGE COVER



SNAPPER



KICKPLATE



TUBES

COMBINE WITH



POST 80X80



POST 60X40



SMART FIX



RAPID FIX



STRONG FIX

IMAGES

