

CYLINDER LOCK

The casing of the cylinder lock is a strong metal locking tube. The euro cylinder version is equipped with a lock from SSF and the Assa version with Assa Connect 310/50. The locking tube and the striking plate are reinforced with a welded steel cover to reduce the risk of tampering. The addition of hooks makes it impossible to open the door by pulling it sideways. A cover plate mounted on the door leaf will prevent someone from reaching the inside of the lock & handle through the mesh.




FACTS

ART. NO	COMPONENTS
36802300	Kit cover plate UX/UR EC/AC
36901449	Coverplate Partitioning
36901489	Coverplate Partitioning AC slidingdoor
36901699	Coverplate Partitioning EC
36906590	Kit 6590 UX AC odd No Dbl sliding door Dbl rail
36906591	Kit 6591 UX EC odd No Dbl sliding door Dbl rail
36907600	Kit 7600 MHL UX AC Slidedoor
36907610	Kit 7610 MHL UX EC Slidedoor
36907630	Kit 7630 MHL UX EC Schän.Slidedoor
36907640	Kit 7640 MHL UX AC Acc. Slidedoor
36907650	Kit 7650 MHL UX EC Acc. Slidedoor
36907670	Kit 7670 MHL UX AC Acc. dbl.door Rail
36907680	Kit 7680 MHL UX EC Acc. dbl.door Rail
36907690	Kit 7690 MHL UX AC Acc.Slidedoor Dbl.rail
36907730	Kit 7730 MHL UX EC Hinged door

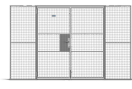


ART. NO	COMPONENTS	
36907740	Kit 7740 MHL UX AC L	Hinged door
36907750	Kit 7750 MHL UX AC R	Hinged door
36907760	Kit 7760 MHL UX EC	Hinge d. Schänis


COMBINE WITH




SINGLE HINGED
DOOR



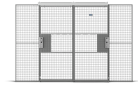
DOUBLE HINGED
DOOR



SINGLE SLIDING
DOOR



DOUBLE SLIDING
DOOR IN SINGLE
RAIL



DOUBLE SLIDING
DOOR IN DOUBLE
RAIL

IMAGES

