

TITAN

Titan is the ideal solution for environments requiring precision, durability, and a sleek, professional finish. Designed as a versatile double-skin steel partitioning system, Titan is suitable for cleanroom applications and office environments where aesthetics and clean lines are essential.


Engineered for controlled environments, it can support ISO Class 5-9 clean room standards when combined with the appropriate HVAC and HEPA filtration systems. Two-line junctions minimise dust and particle leakage, while the durable powder-coated finish provides a smooth, easy-to-clean surface ideal for maintaining hygienic conditions.

All Steel, Steel Glass Steel, and Chair Rail panel configurations are available in the standard sizes shown in the table below.

Double-glazed, flush glazing options.

Panels are manufactured with steel thickness 0.7mm and a panel depth 51mm. Titan sits in a 40mm steel channel.

For stability and a seamless finish, floor-to-ceiling enclosures are typically capped with a standard capping channel, while freestanding enclosures can be fitted with an optional heavy-duty top capping.



PANEL CONFIGURATIONS

Variations	Widths	Standard Heights	Glazing Vertical Opening
All Steel (AS)	300mm - 1000mm	2390 / 2695 / 3000 / 3609mm	N/A
Steel Glass Steel (SGS)	300mm / 500mm / 600mm / 900mm / 1000mm	2390 / 2695 / 3000 / 3609mm	940mm
Steel Glass Steel * (SGS)	500mm	2390 / 2695 / 3000 / 3609mm	1600mm
Chair Rail	300mm / 500mm / 600mm / 900mm / 1000mm	2390 / 2695 / 3000 / 3609mm	940mm

Standard widths are supplied in 100mm increments. Custom panel heights and widths are available on request. Panels can be configured in multiple lifts to achieve a desired partition height. Structural considerations may need to be made.

STANDARD POWDER COAT FINISHES



RAL 9016



RAL 9010



RAL 5010



RAL 7037



BS 00A05



RAL 9005

Colours are indicative only. Please enquire for sample swatches.

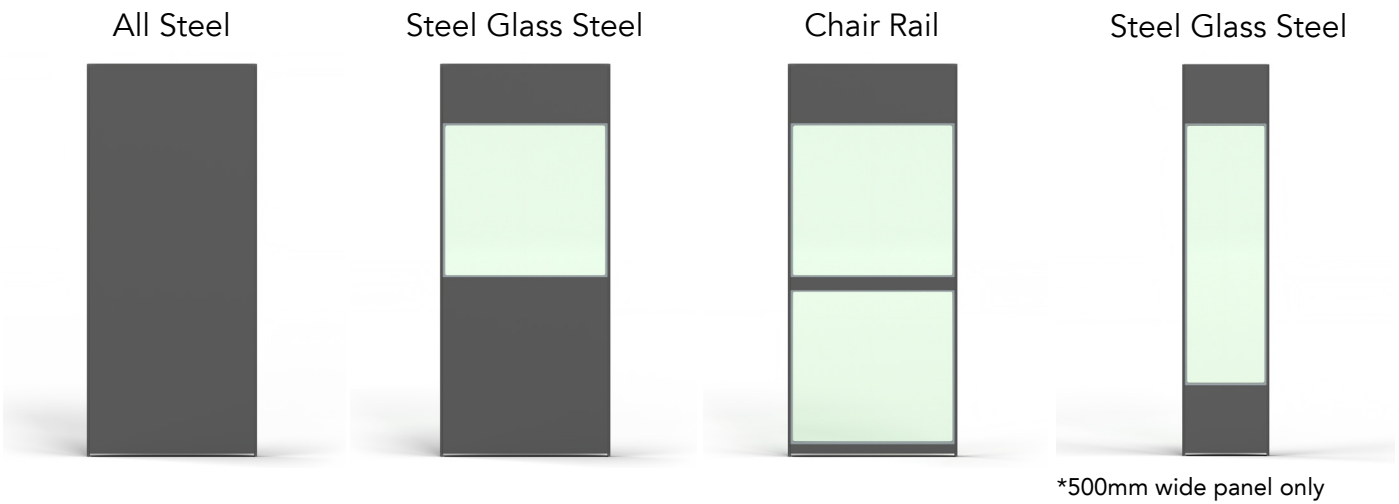
Non-standard RAL and BS colours are available subject to powder surcharges.

Standard powder coated finish is Semi-Gloss (30%).

Matte, Full Gloss, Textured, Fine Textured and Clear Lacquer finishes are available upon request.


Metallic, Anti-Bacterial or Anti-Static options can be priced on application.

PANEL VARIATIONS



Images are for indicative purposes only, based on a 2390mm height panel. Configuration may vary depending on specific project requirements.

GALLERY



Indicative panel combination images.