


Linear Sliding Door

When you need a door with a clear opening height, you need our Linear Sliding Door. The design is such that no overhead track is required-therefore there is no headroom restriction. The linear sliding doors run on roller bearings at the top and bottom of the door panel, creating an opening with free access in height. The linear sliding door can be built from our mesh door panels to fit your specific needs. The doors can be ordered partly pre-assembled from factory, or as separate panels, posts and door kit for assembly on site.



FACTS

Door dimensions

Door Height	Door Width
6'11"	9'4" to 13'1½"

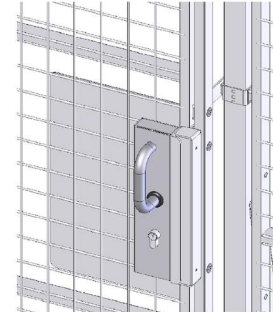
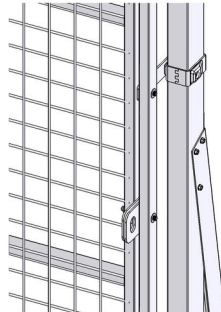
The doors are delivered pre-assembled on customer request. All doors include door handles. Contact your dealer for more information.

Lock types

Type of locking

Padlock
Eurocylinder

Doors are delivered without Padlock/cylinder as standard



ACCESSORIES

Accessories to your lock casing

Padlock Anchor	in different grades of safety
Single Eurocylinder	keyed alike or keyed to differ
Double Eurocylinder	keyed alike or keyed to differ
Eurocylinder with knob	keyed alike or keyed to differ

