

PANEL ST20


The ST20 panel is a lighter machine guard panel with a 19 x 19 mm frame. All horizontal wires are welded into the frame and the vertical wires are welded to the crossing tubes, creating a stable and impact resistant panel.

The ST20 mesh panel is tested to withstand an impact of 2100 joules together with our Smart Fix system. The 2100 joules impact corresponds to 134 kg hitting the fence at 20,15 km/h, a test that has been verified and approved by TÜV.

The narrow mesh size allows a safety distance of 120 mm from the hazard.

Standard panels are available in 8 widths, from 200 mm to 1500 mm to fit system height of either 1400 mm, 2200 mm, or 2500 mm.

TROAX's grey standard colour provides the best visibility throughout the hazard zone, but panels can be supplied in any colour of your choice.



FACTS

ART. NO	COMPONENTS	HEIGHT (mm)	WIDTH (mm)	MESH SIZE (mm)	FRAME (mm)
20020601	Panel ST20 2050x200	2050	200	20x100	19x19
20020621	Panel ST20 1250x200	1250	200	20x100	19x19
20020641	Panel ST20 2350x200	2350	200	20x100	19x19
20020651	Panel ST20 2500x200	2500	200	20x100	19x19
20030601	Panel ST20 2050x300	2050	300	20x100	19x19
20030621	Panel ST20 1250x300	1250	300	20x100	19x19
20030641	Panel ST20 2350x300	2350	300	20x100	19x19
20030651	Panel ST20 2500x300	2500	300	20x100	19x19
20050601	Panel ST20 2050x500	2050	500	20x100	19x19
20050621	Panel ST20 1250x500	1250	500	20x100	19x19
20050641	Panel ST20 2350x500	2350	500	20x100	19x19
20050651	Panel ST20 2500x500	2500	500	20x100	19x19
20070601	Panel ST20 2050x700	2050	700	20x100	19x19
20070621	Panel ST20 1250x700	1250	700	20x100	19x19

ART. NO	COMPONENTS	HEIGHT (mm)	WIDTH (mm)	MESH SIZE (mm)	FRAME (mm)
20070641	Panel ST20 2350X700	2350	700	20x100	19x19
20070651	Panel ST20 2500x700	2500	700	20x100	19x19
20080601	Panel ST20 2050x800	2050	800	20x100	19x19
20080621	Panel ST20 1250x800	1250	800	20x100	19x19
20080641	Panel ST20 2350X800	2350	800	20x100	19x19
20080651	Panel ST20 2500x800	2500	800	20x100	19x19
20100601	Panel ST20 2050x1000	2050	1000	20x100	19x19
20100621	Panel ST20 1250x1000	1250	1000	20x100	19x19
20100641	Panel ST20 2350X1000	2350	1000	20x100	19x19
20100651	Panel ST20 2500x1000	2500	1000	20x100	19x19
20120601	Panel ST20 2050x1200	2050	1200	20x100	19x19
20120621	Panel ST20 1250x1200	1250	1200	20x100	19x19
20120641	Panel ST20 2350X1200	2350	1200	20x100	19x19
20120651	Panel ST20 2500x1200	2500	1200	20x100	19x19
20150601	Panel ST20 2050x1500	2050	1500	20x100	19x19
20150621	Panel ST20 1250x1500	1250	1500	20x100	19x19
20150641	Panel ST20 2350X1500	2350	1500	20x100	19x19
20150651	Panel ST20 2500x1500	2500	1500	20x100	19x19

Finish on panels, posts and powder coated accessories has the last figure variants in **ART. NO.**

"1" = RAL 7037 Dusty Grey; "2" RAL 1018 Zink Yellow; "5" All other RAL colours or cut/welded; "6" RAL 9005 Jet Black, "8" Hot dip galvanized

ACCESSORIES



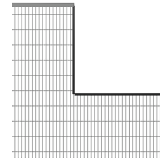
PANEL FLEXI



CUTTING PROFILES
ST20/ST30



END PROFILE ST20/
ST30



EDGE COVER



SNAPPER

COMBINE WITH



POST 60X40




SMART FIX



RAPID FIX



PANEL FLEXI



PANEL CURVE

IMAGES

