

# PANEL DETECTION

Panel detection is a revolutionary device for automatic monitoring of panels. It's incorporated into the panel fixing, fully compatible with our other systems and based on Rapid Fix. The Panel Detection fixings will detect if a panel is missing, sending a signal to your PLC when the loop is cut. You then decide the action; to warn, prevent a re-start or even stop the machine.

With Panel detection you can monitor up to 200 panels with just 1 cable connected to the PLC. It's compatible with all PLC systems, suitable up to SIL3 and Performance Level e.

Panel Detection is designed to reduce the risk of occupational injuries and to avoid accidents. With a monitored machine guard, it can be permitted to remove the panels from the outside of the fence, which is possible with Troax special tool.

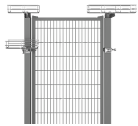
A perfect solution for industries that put safety first!



## FACTS

| ART. NO  | COMPONENTS                          |
|----------|-------------------------------------|
| 36701090 | Kit Rapid Fix PD lower bracket      |
| 36907991 | Kit corner bracket one way M8       |
| 36907992 | Kit corner bracket threaded one way |
| 36907993 | Kit Smart Fix one way M8            |
| 36907994 | Kit one way screw for doors         |
| 89051550 | Panel Detection Standard            |
| 89051551 | Panel Detection Right               |
| 89051552 | Panel Detection Left                |
| 89051553 | Panel Detection end contact         |
| 89051554 | Cable M12 2,5m Male/Male            |
| 89051555 | Cable M12 5m Male/Male              |
| 89051556 | Cable 5m extension Male/Female      |
| 89051559 | Cable M12 20m Male/Uncontacted      |

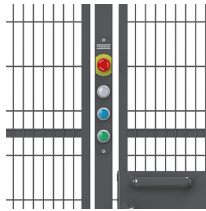
# ACCESSORIES



WIRE TRAY SYSTEM



PANEL CURVE




SMART POST

---


# COMBINE WITH



RAPID FIX



PANEL ST20



PANEL ST30



PANEL ST PC



POST 60X40

# IMAGES

